



Forge Close, HITCHIN, Hertfordshire **Guide £350,000**





YOUR MOVE





Forge Close, HITCHIN, Hertfordshire

Guide £350,000

Property Description

Positioned in a quiet cul-de-sac is this surprisingly large family home. Briefly comprising lounge, dining room, modern kitchen, master bedroom with en-suite, two further bedrooms and a family shower room. To the rear is a courtyard garden with storage sheds. The property is located on the end of a terrace and the current owner has no problem parking 4 cars close to home. Hitchin town centre is a short walk away, as is Hitchin main line train station. For further information please call Peter at our Hitchin office. EPC Grade C. A copy of the EPC will be available on request.

Our View

A great position with the Town Centre located on one side, and the train station on the other. Both a five minute walk away. The property itself is a good size, much bigger than you would initially think. This is one of those properties that needs to be viewed to be fully appreciated.

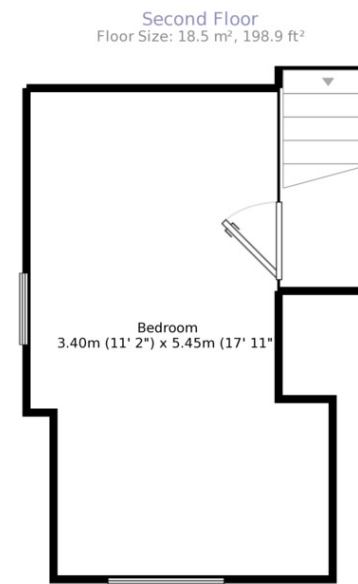
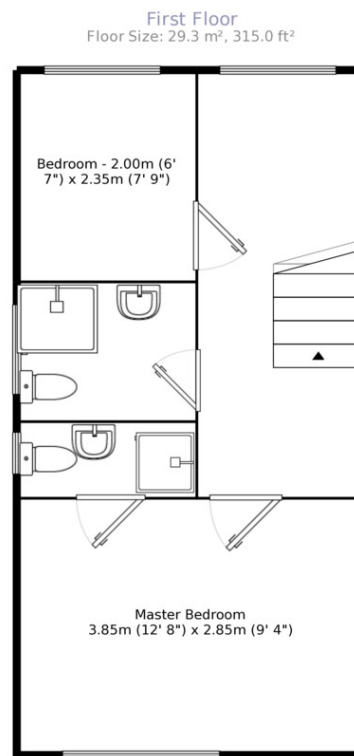
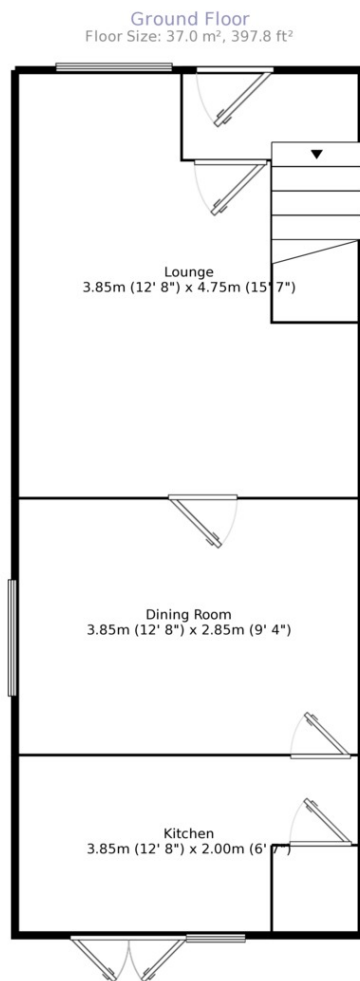
Location

Hitchin is a historic bustling market town with a wealth of character and the imposing Gothic St Mary's Church at its centre. There are a wide range of exclusive boutiques as well as the usual High Street nationwide brands along with the famous twice weekly market. Major transport links are close by with Hitchin's mainline railway station being only 30 minutes from London's Kings Cross and the A1M close by.



EPC Rating: C

For full EPC please contact the branch



Measurements are approximate. Not to scale. For illustrative purposes only.

IMPORTANT NOTE TO PURCHASERS: We endeavour to make our sales particulars accurate and reliable, however, they do not constitute or form part of an offer or any contract and none is to be relied upon as statements of representation or fact. The services, systems and appliances listed in this specification have not been tested by us and no guarantee as to their operating ability or efficiency is given. All measurements have been taken as guide to prospective buyers only, and are not precise. Floor plans where included are not to scale and accuracy is not guaranteed. If you require clarification or further information on any points, please contact us, especially if you are travelling some distance to view. Fixtures and fittings other than those mentioned are to be agreed with the seller.

Your Move is a trading name of your-move.co.uk, registered in England at Newcastle House, Albany Court, Newcastle Business Park, Newcastle upon Tyne NE4 7YB (number 01864469).

*Calls may be recorded and/or monitored for training and/or security purposes.

Russell Chambers, Hermitage Road, Hitchin,
Hertfordshire, SG5 1DB

01462 459643 * hitchin1@your-move.co.uk

