




BERMONDSEY PLACE
LONDON SE1



WELCOME TO BERMONDSEY PLACE

Inspired by its rich industrial heritage and vibrant, creative community, Bermondsey Place is redefining the future of SE1. Surrounded by green spaces, yet just minutes to the City, Bermondsey Place brings the luxury Berkeley lifestyle to an exciting South London neighbourhood, at the beginning of a journey of tremendous change.

IT ALL STARTS HERE...

BURGESS PARK ON YOUR DOORSTEP

Burgess Park is the largest park in London SE1, providing diverse green spaces and a peaceful escape in the heart of the city. Covering over 140 acres, or 453 Olympic-sized swimming pools, the park features a world garden with Oriental, Mediterranean, African & Caribbean styles, as well as a scenic fishing lake, tennis courts, a cricket pitch, a BMX track, and several listed buildings.

SE1, ZONE 2

This postcode is renowned for its cultural landmarks, such as the Tate Modern, Shakespeare's Globe, and The Shard, alongside a thriving scene of bars, restaurants, and markets, including the world-famous Borough Market. With its central location and energetic atmosphere, SE1 is the perfect spot for those who want to experience the best of London living.

OLD KENT ROAD REGENERATION

Over the coming years, it is proposed that circa £10 billion will be invested in Old Kent Road.* This will bring thousands of new jobs, homes, and thriving communities. Bermondsey Place is at the forefront of this exciting change and will set the standard for the area's bright future. It all starts here.

PROPOSED BAKERLOO LINE EXTENSION

The proposed Bakerloo Line extension is London's next big Tube infrastructure project and will bring a new station entrance right to your doorstep, significantly enhancing connectivity.

Source: oldkentroad.org.uk





£10 BILLION

**OF REGENERATION
IN OLD KENT ROAD**



900,000

SQ FT OF OFFICE & COMMERCIAL SPACE**

20,000

NEW HOMES

10,000

NEW JOBS

4

NEW EDUCATION FACILITIES



PROPOSED BAKERLOO LINE EXTENSION*



A NEW CULTURAL ATTRACTION



NEW PARKS & GREEN SPACES



A NEW TOWN CENTER

BE THE FIRST

South East London has evolved over the past decade to become one of London's most desirable locations. From Elephant & Castle to Peckham to Bermondsey, this part of London has seen extraordinary change through regeneration, creating revived communities, fantastic links to the City and endless opportunities to live, work and play.

Computer Generated Image, of a future phase/master plan, is indicative only and subject to change.

Source: oldkentroad.org.uk

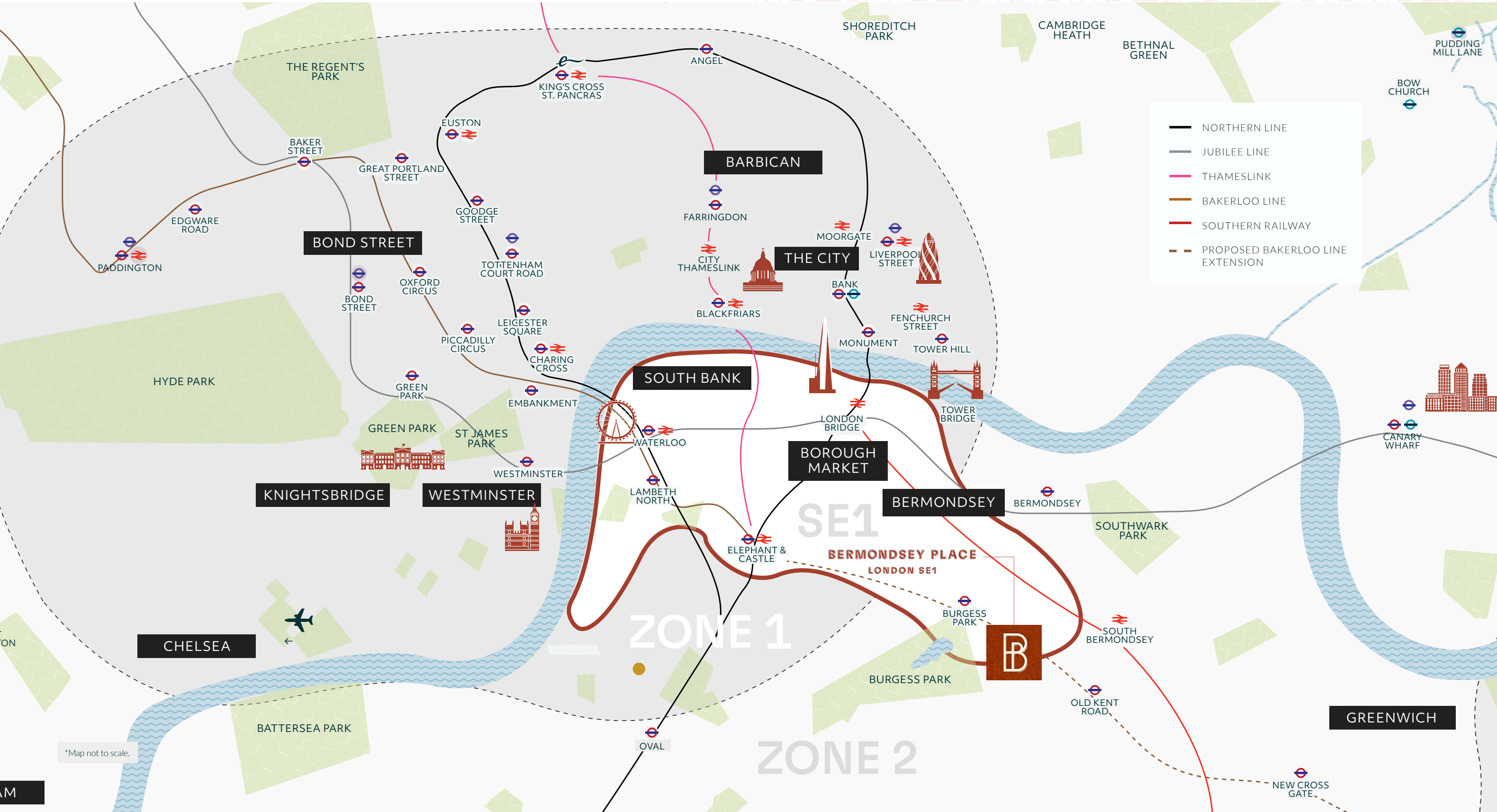
*Proposed extension of the Bakerloo line, from Elephant & Castle to Lewisham, which will see two new stations open along Old Kent Road.

**standard.co.uk



LONDON CONNECTED

SE1

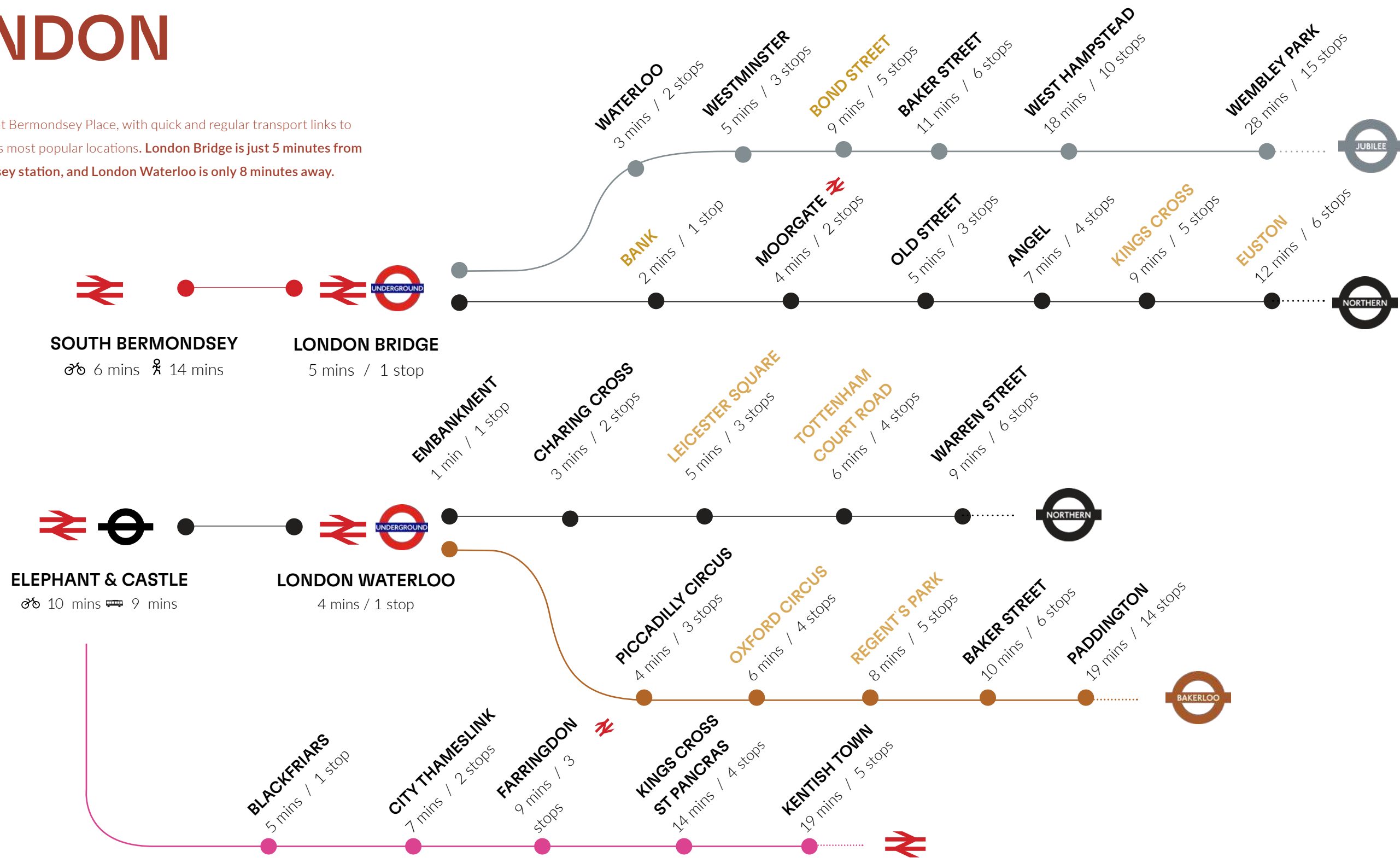


- NORTHERN LINE
- JUBILEE LINE
- THAMESLINK
- BAKERLOO LINE
- SOUTHERN RAILWAY
- - - PROPOSED BAKERLOO LINE EXTENSION

*Map not to scale.

DISCOVER LONDON

Feel connected at Bermondsey Place, with quick and regular transport links to some of London's most popular locations. **London Bridge is just 5 minutes from South Bermondsey station, and London Waterloo is only 8 minutes away.**



OVER 50 BUSES PER HOUR

AND CENTRALLY LOCATED FOR CYCLING

ELEPHANT AND CASTLE
9 MINS | 5 STOPS

BOROUGH MARKET
10 MINS | 9 STOPS

CANADA WATER
22 MINS | 10 STOPS

ELEPHANT AND CASTLE
🚲 10 MINS | 1.8 MILES

BANK
🚲 15 MINS | 2.6 MILES

CANARY WHARF
🚲 23 MINS | 3.4 MILES

LONDON BRIDGE
9 MINS | 9 STOPS

BANK
13 MINS | 11 STOPS

TRAFALGAR SQUARE
25 MINS | 14 STOPS

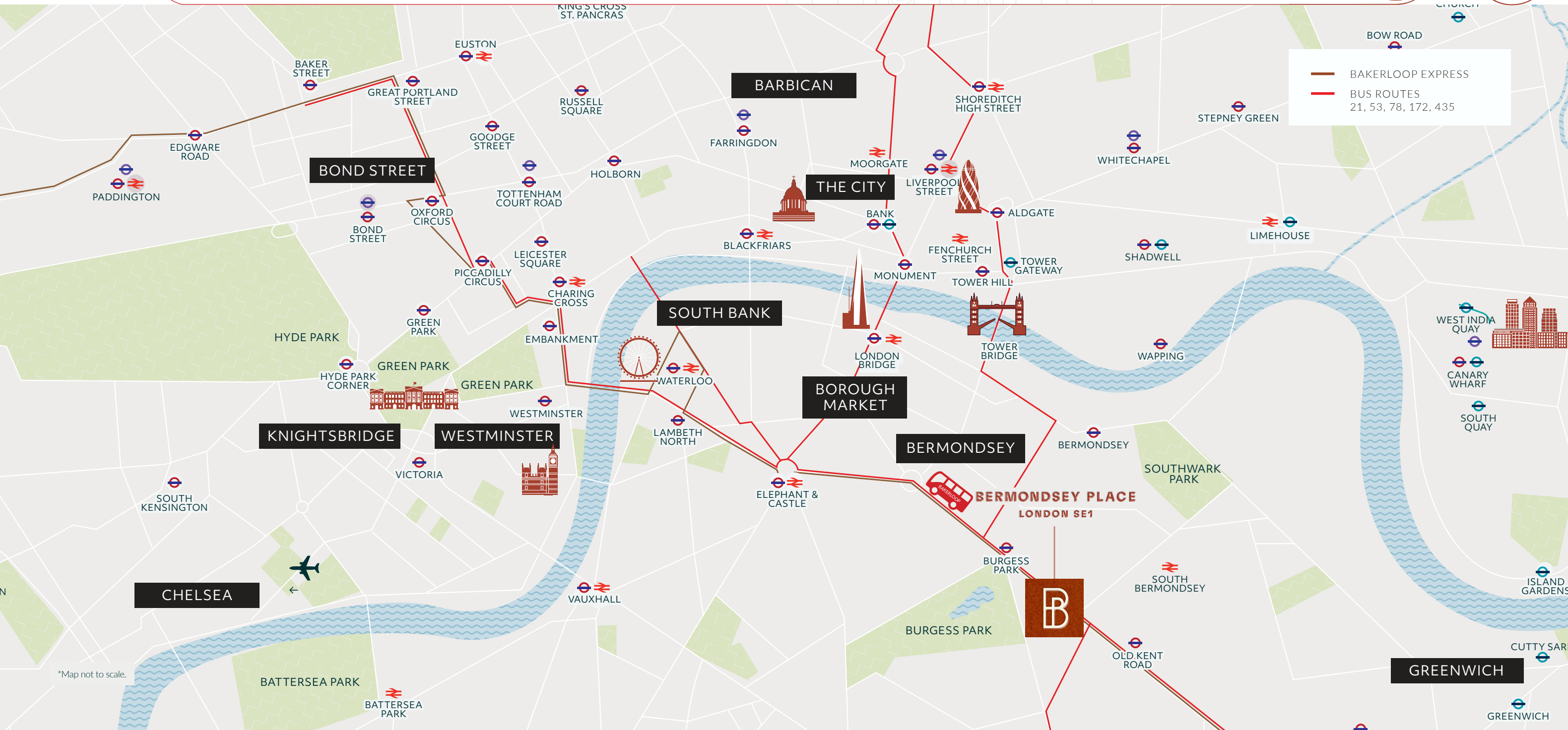

TOWER BRIDGE
🚲 12 MINS | 1.8 MILES

WESTMINSTER
🚲 19 MINS | 3.4 MILES

TOWER BRIDGE
12 MINS | 10 STOPS

WATERLOO
15 MINS | 10 STOPS

SHOREDITCH
31 MINS | 13 STOPS



*Map not to scale.

PROPOSED BAKERLOO LINE EXTENSION

Central to the regeneration of Old Kent Road is the proposed extension of the Bakerloo line, from Elephant & Castle to Lewisham, which would see two new stations being built adjacent to Bermondsey Place, Burgess Park, and Old Kent Road.

It is expected that an extension of the line could create at least 10,000 new jobs, as well as unlock 20,000 new homes on the Old Kent Road.



Old Kent Road



PROPOSED EXTENSION

- Lewisham
- New Cross Gate
- Old Kent Road
- Burgess Park
- Elephant & Castle
- Lambeth North
1 STOP | 2 MINS
- Waterloo
2 STOPS | 4 MINS
- Embankment
3 STOPS | 5 MINS
- Charing Cross
4 STOPS | 6 MINS
- Piccadilly Circus
5 STOPS | 8 MINS
- Oxford Circus
6 STOPS | 10 MINS
- Regent's Park
7 STOPS | 20 MINS
- Baker Street
8 STOPS | 14MINS
- Marylebone
9 STOPS | 15 MINS
- Edgware Road
10 STOPS | 16 MINS
- Paddington
11 STOPS | 18 MINS



Timings on tube are from elephant and castle and are approximate only. Source: Google Maps

BAKERLOO EXPRESS BUS



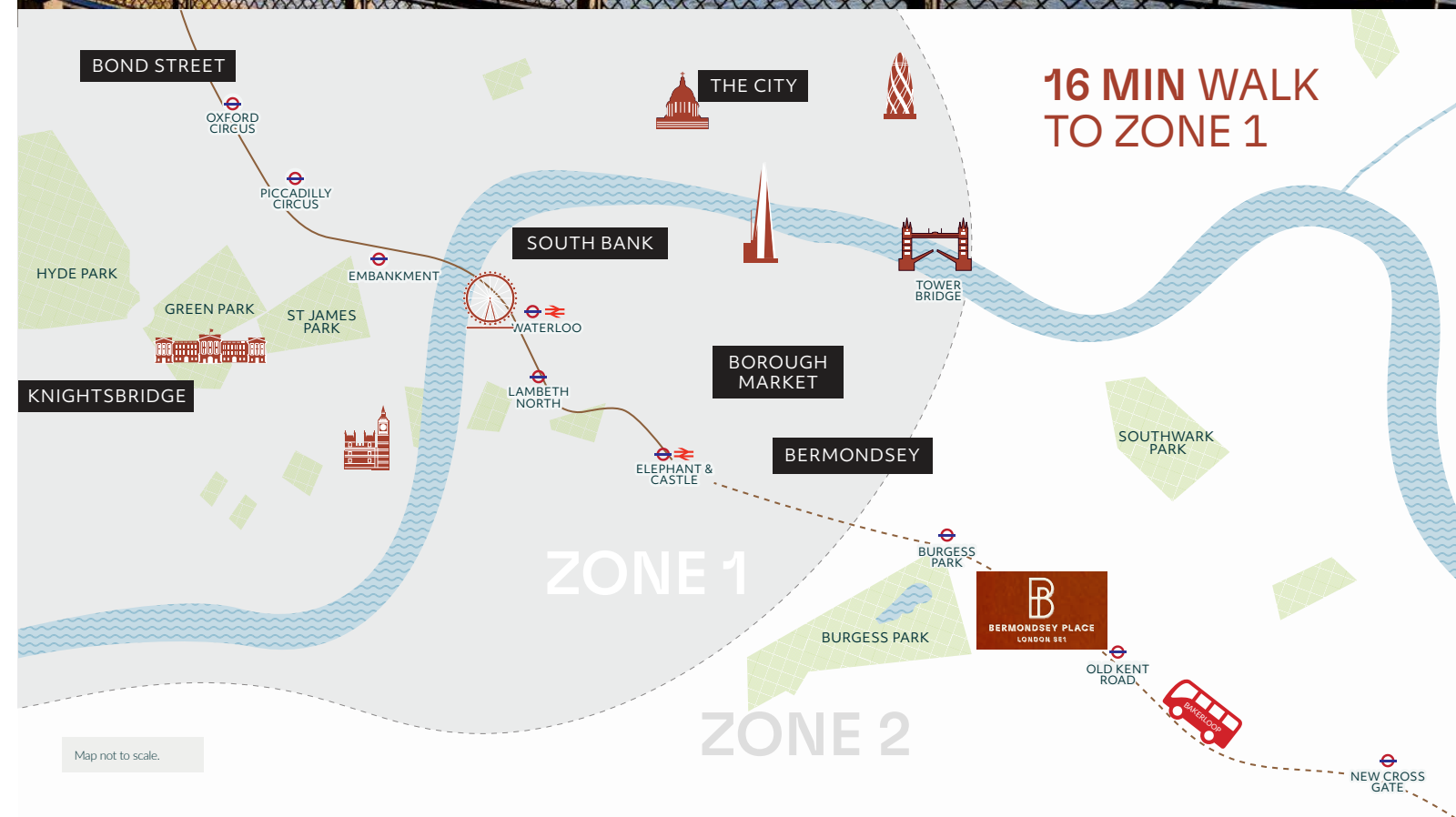
Dubbed the 'Bakerloop', this bus service will simply be a limited-stopping route running between Elephant and Castle and Lewisham, stopping at the likes of Burgess Park, Old Kent Road and New Cross Gate.

This new addition aims to enhance connectivity and reduce travel times for commuters in these bustling areas, providing a convenient and modern transit solution for the city.

The Bakerloop serves as an interim transportation solution until the Bakerloo Extension is completed.



Tower of London



Map not to scale.

QUINTESSENTIAL LONDON LIVING

Enjoy the vibrant lifestyle of Central London with easy access to trendy cafés, upscale restaurants, boutique shopping, and cultural hotspots like Borough Market and the Tate Modern.



Shad Thames



BERMONDSEY; WHERE ART, HISTORY AND CULTURE COLLIDE



Crol & Co Cafe, Bermondsey

BERMONDSEY ANTIQUÉ MARKET

🚶 12 MINS 🚲 8 MINS 🚗 6 MINS



A vibrant, historic market brimming with unique antiques, vintage finds, and collectables. Open every Friday, it's a must-visit for treasure hunters, offering everything from fine silverware to rare books and artwork.

FASHION & TEXTILES MUSEUM

🚶 14 MINS 🚲 11 MINS 🚗 8 MINS



A vibrant venue dedicated to showcasing the history and innovation of fashion and textile design. With engaging exhibitions featuring iconic designers like Zandra Rhodes and exploring themes from haute couture to street style, the Fashion & Textiles Museum offers a dynamic experience for fashion enthusiasts.

BERMONDSEY BEER MILE


🚶 19 MINS 🚲 10 MINS 🚗 6 MINS



The Bermondsey Beer Mile is a renowned stretch in South London famous for its vibrant craft beer scene. Along this mile-long route, you'll find a variety of breweries and taprooms like The Kernel Brewery, Brew By Numbers, and Fourpure Brewing Co. It's a popular destination to explore diverse and high-quality brews in a lively, social setting.

WHITE CUBE GALLERY

🚶 15 MINS 🚲 10 MINS 🚗 6 MINS



Known for showcasing cutting-edge exhibitions, White Cube Gallery has featured renowned artists such as Damien Hirst, who has presented several significant works there. The gallery is celebrated for its minimalist spaces and high-profile exhibitions, making it a key destination for modern art enthusiasts.



CONNECT WITH NATURE

BURGESS PARK


2 MINS

Burgess Park is the largest park in Southwark, with over 140 acres of green space to explore, this is equivalent to approximately 453 Olympic-sized swimming pools! Offering a wealth of play areas, running trails, world gardens with Oriental, Mediterranean, African & Caribbean styles and sports facilities—including tennis courts, football, rugby, and cricket as well as a 400m BMX track—there's no excuse not to keep fit!

For those looking for a more peaceful retreat, take a walk around the serene lake and marvel at the abundance of wildlife that inhabits this beautiful park.



Burgess Park Lake



Burgess Parkrun



01. BOROUGH MARKET

🚌 10 MINS 🚲 14 MINS 🚗 8 MINS

Borough Market, London's iconic food haven, is a vibrant mix of culinary delights and fresh produce. Among its stand out stalls are The Black Pig, famous for its delicious pork sandwiches, and Humble Crumble, offering irresistible gourmet fruit crumbles. Enjoy award-winning dishes at Roast or visit one of London's finest fish and seafood restaurants, Fish!

02. MORE LONDON

🚌 15 MINS 🚲 15 MINS 🚗 9 MINS

Located on the South Bank near Tower Bridge is More London. Known for its striking architecture, including the iconic City Hall, it hosts a mix of offices, including Ernst & Young, Norton Rose, and PWC. For those looking to dine by the Thames, Gaucho and Tavolino Bar and Kitchen offer views over the River Thames. The area features scenic riverside walkways, landscaped public areas, and regularly hosts entertaining events and markets.

03. THE SCOOP

🚌 15 MINS 🚲 15 MINS 🚗 8 MINS

The Scoop is an open-air amphitheatre nestled within More London, near Tower Bridge. Known for its free cultural events, it hosts everything from film screenings and sports events to live performances, making it a vibrant community hub.

04. HAYS GALLERIA

🚌 14 MINS 🚲 13 MINS 🚗 9 MINS

A historic riverside shopping and dining destination. The stunning glass-roofed arcade features a mix of boutiques and eateries, including popular spots like Café Rouge for French cuisine and The Horniman at Hays for a traditional pub experience.

05. SHAKESPEARE'S GLOBE

🚌 19 MINS 🚲 15 MINS 🚗 9 MINS

Shakespeare's Globe is a renowned theatre on London's South Bank, dedicated to the works of William Shakespeare. It offers an immersive experience with performances in an authentic, open-air setting. Visitors can enjoy classic plays and guided tours.


06. TATE MODERN

🚌 20 MINS 🚲 16 MINS 🚗 10 MINS

Tate Modern is one of the world's leading contemporary art museums. Visitors can explore works by iconic artists like Picasso, Warhol, and Hockney, as well as cutting-edge exhibitions from contemporary creators.

SE1 LIVING





07. ONE TOWER BRIDGE

🚶 12 MINS 🚲 12 MINS 🚗 8 MINS

One Tower Bridge, a sister development by Berkeley, is situated in the iconic and dynamic London Borough of Southwark. The area boasts an array of renowned restaurants, including The Ivy, Prosecco House, Gunpowder, The Coal Shed, and Rosa's Thai. A vibrant social hub where you can enjoy stunning views of the beloved Tower Bridge.

08. ELEPHANT & CASTLE

🚶 9 MINS 🚲 10 MINS 🚗 8 MINS

Elephant and Castle, a central London neighbourhood located just south of the River Thames, is a vibrant transport hub and iconic landmark. With its two local universities, a thriving arts scene, and a rich Latin American influence, the area radiates a youthful, dynamic, and creative energy.

09. THE SHARD

🚶 14 MINS 🚲 12 MINS 🚗 9 MINS

Soaring 310 meters above the city, this modern marvel offers unparalleled panoramic views from its observation deck. Inside, The Shard boasts a range of luxury experiences. Indulge in fine dining at restaurants such as Aqua Shard and Hutong, where you can enjoy exquisite cuisine while taking in the breathtaking views.

10. TOWER BRIDGE

🚶 12 MINS 🚲 12 MINS 🚗 8 MINS

Tower Bridge, a stunning symbol of London that spans the River Thames, is known for its striking twin towers and impressive bascules. Enjoy breathtaking views of the city from its high-level walkways. Whether viewed from below or from above, Tower Bridge offers a memorable glimpse into London's charm and grandeur.

11. BUTLERS WHARF

🚶 17 MINS 🚲 10 MINS 🚗 8 MINS

This distinguished historic building has been transformed into a sophisticated dining destination. Flat Iron Square, a trendy spot, features street food vendors and casual dining options with views of both Tower Bridge and the charming St. Katharine Docks. This landmark seamlessly blends historic charm with modern opulence.

13. MALTBY STREET

🚶 13 MINS 🚲 10 MINS 🚗 7 MINS

Located in Bermondsey, Maltby Street is a vibrant destination known for its lively street food market. Once an industrial area, it now boasts a range of gourmet vendors offering artisanal cheeses, fresh pastries, and international cuisine. With its relaxed, community-focused atmosphere, Maltby Street is a perfect spot to enjoy London's culinary and cultural diversity.

12. SHAD THAMES

🚶 17 MINS 🚲 10 MINS 🚗 7 MINS

Known for its charming cobbled streets and converted warehouses, it's home to popular spots like Le Pont de la Tour, a French restaurant, and The Watch House, a cosy café perfect for coffee lovers. This area offers a unique blend of history, dining, and scenic strolls along the Thames.

14. OLD KENT ROAD

🚶 2 MINS


Originally paved by the Romans, the historic Old Kent Road is a major thoroughfare passing through the London Borough of Southwark. Now known for its unique character, Old Kent Road draws the city's artisans and creatives with its range of independent bars and businesses and interesting green spaces.



ON THE MOVE

Enjoy effortless access to iconic destinations like The City, Bond Street's luxury retail, King's Cross's cultural hub at Granary Square, Oxford Circus's bustling high street, and Regent's Park's serene green spaces.

From Bermondsey Place you can fully experience all that London has to offer, from world-class shopping to historic landmarks and beautiful parks.



THE CITY

🚇 16 MINS* 🚗 12 MINS
🚲 17 MINS 🚏 16 MINS

*From South Bermondsey Station

The City, also known as the Square Mile, is London's historic and financial centre. This prestigious area is a global financial powerhouse, home to major banks, insurance firms, and financial institutions. Amidst its modern skyscrapers, like the iconic Gherkin and the Leadenhall Building, you'll find historic landmarks such as St. Paul's Cathedral and the Tower of London.

BOND STREET

🚇 20 MINS* 🚗 22 MINS

*From South Bermondsey Station

Nestled in the heart of London's West End, Bond Street is renowned for being home to designer brands like Cartier, Chanel, and Gucci. This iconic street has a dazzling array of high-end boutiques, world-renowned fashion brands, and jewellery designers. Offering an unparalleled shopping experience, it is a must-visit destination for those seeking opulence and style in London.

KINGS CROSS

🚇 20 MINS* 🚗 20 MINS

*From South Bermondsey Station

King's Cross has transformed into one of London's most dynamic and innovative districts. It has become a rapidly growing tech hub with a vibrant community of start-ups, established tech giants like Google, and collaborative workspaces. King's Cross also boasts exceptional transportation links, including the Eurostar, giving you the opportunity to spend weekends away in Paris with just a short journey time of 2 hours.

OXFORD CIRCUS

🚇 10 MINS* 🚗 22 MINS

*From Elephant & Castle Underground

Oxford Circus, the vibrant crossroads of Oxford Street and Regent Street, is London's premier shopping destination. This bustling hub is known for its flagship stores, high-street fashion, and luxury brands, attracting shoppers from around the world. Beyond retail, Oxford Circus offers a lively atmosphere with its diverse dining options, theatres, and entertainment venues.

REGENTS PARK

🚇 21 MINS* 🚗 26 MINS

*From Elephant & Castle Underground

Regent's Park, one of London's Royal Parks, is a stunning green haven in the heart of the city. Spanning 395 acres, it features beautifully landscaped gardens, expansive lawns, and tranquil lakes. The park is home to the elegant Queen Mary's Gardens with its world-famous rose displays and the Open Air Theatre, which offers a variety of performances in the warmer months.

TOTTENHAM COURT ROAD

🚇 22 MINS* 🚗 18 MINS

*From Elephant & Castle Underground

Tottenham Court Road is a lively street in central London known for its vibrant retail scene and growing tech presence. Recently enhanced by major developments and excellent transport links from Tottenham Court Road Station, the area connects the historic charm of Bloomsbury with the lively energy of Soho, making it a key destination for shopping and innovation.



OUTSTANDING EDUCATION



UNIVERSITIES

Goldsmith, University of London

🚶 8 mins - 1.8 miles

London South Bank University

🚶 13 mins - 1.8 miles

King's College London

🚶 21 mins - 3.2 miles

London School of Economics LSE

🚶 21 mins - 2.1 miles

University College London UCL

🚶 26 mins - 4.3 miles

Imperial College London

🚶 24 mins - 5.5 miles

Queen Mary University of London

🚶 27 mins - 3.7 miles

SOAS University of London

🚶 30 mins - 4.2 miles

City, University of London

🚶 30 mins - 3.8 miles

Birkbeck, University of London

🚶 33 mins - 4.1 miles

SECONDARY



Ark Walworth Academy

🚶 10 mins - 0.5 miles Good

City of London Academy Southwark

🚶 13 mins - 0.7 miles Good

Harris Academy Bermondsey

🚶 17 mins - 0.8 miles Outstanding

St Thomas the Apostle School

🚶 10 mins - 1.3 miles Outstanding

PRIVATE SCHOOLS

James Allen's Girls' School (JAGS)

🚶 18 mins - 2.8 miles Excellent (ISI Report)

Alleyn's Co-Ed School

🚶 19 mins - 2.7 miles Excellent (ISI Report)

Dulwich College

🚶 23 mins - 3.9 miles Outstanding (Ofsted)

PRIMARY



Camelot Primary School


🚶 10 mins - 0.7 miles Good

Pilgrims' Way Primary School

🚶 16 mins - 0.9 miles Good

St George's C of E Primary School

🚶 10 mins - 1.2 miles Good



Distances taken from Google maps.
Journey times taken from TfL.gov.uk and are approximate only. Journeys taken from South Bermondsey station to the nearest transport hub nearest to the institution.
School Ofsted rankings are from the latest Ofsted reports available.
Source: Rankings from QS World University Ranks 2023.



WELCOME TO BERMONDSEY PLACE

IT ALL STARTS HERE

Computer generated image is indicative only and subject to change.



A VIBRANT COMMUNITY IN THE MAKING

Phase one will create the beating heart of Bermondsey Place, with three stunning residential buildings in a prime position along the linear park and overlooking the exciting central square.

- 1 The Art Mill
- 2 Podium Gardens
- 3 The Art House
- 4 Landscaped Garden
- 5 Children's Play Area
- 6 Supermarket Parking



This site plan is indicative only and subject to change. In line with our policy of continuous improvement we reserve the right to alter the layout, building style, landscaping and specification at any time without notice



THE ARCHITECTS

Rolfe Judd have created a vision for Bermondsey Place that will reshape the future of SE1, delivering stunning new homes alongside exciting new enterprise opportunities and fantastic public spaces for the whole community to enjoy.

Euan MacGillivray
BA(Arch) DipArch ARB RIBA
Director



Rolfe Judd


Three key objectives are at the core of Rolfe Judd's vision.

Firstly to build a cohesive, vibrant and enjoyable place to live by creating a neighbourhood full of interesting places to see and visit; a place that tells the story of this important part of London.

Bermondsey Place will also re-establish connections, creating new green routes

and streets that link between existing public spaces, as well as providing connection across neighbourhoods.

And finally, Bermondsey Place will create a distinct new neighbourhood in central London that will revive this area back into a thriving and sustainable community; somewhere that's integral to London but has its own authentic character that's distinct to its historic setting.



Computer generated image, of a future phase/master plan, is indicative only and subject to change

THE LANDSCAPE ARCHITECTS

A Green Network Connecting Communities

Our vision is to create a seamless green walk connecting Burgess Park to the development, offering a naturalistic, riverside-inspired environment. The landscape design symbolizes the canal and river, with meandering paths evoking the fluidity and tranquillity of these historic waterways.

Play Spaces that Inspire and Engage

Our design integrates play spaces that entertain and inspire, with water-themed elements like Lenior structures, playable pebbles, and riverside plantings encouraging imaginative exploration. A forest-themed play area to the west creates an urban oasis, connecting to the green spaces of Burgess Park and Surrey Linear Canal Park, fostering well-being and embracing the concept of "Shinrin-yoku" or forest bathing.

Bermondsey Place: A Celebration of History and Well-being in Southwark

At Bermondsey Place in Southwark, London, our landscape design is inspired by the area's rich history and vibrant culture. Phase 1, featuring play spaces, a podium garden, and roof terraces, pays homage to the iconic Grand Surrey Canal and River Thames, celebrating the waterways that shaped the region's heritage.

Roof Terraces: Private Sanctuaries with a Sense of Community

The roof terraces at Bermondsey Place cater to residents' diverse needs, offering private retreats and communal spaces. The Art Mill and Art House feature organic shapes reflecting the landscape's natural flow. Each terrace includes seating, small play zones, and naturalistic planting with trees and shrubs, creating serene spaces for relaxation, socializing, and connecting with nature.

"By combining elements of history, nature, and community, we aim to provide an exceptional living experience where history and contemporary living blend seamlessly."






Computer generated image is indicative only and subject to change.


RESIDENTS' FACILITIES FOR ELEVATED LIVING

The facilities at Bermondsey Place have been carefully curated to respond to the needs of a modern lifestyle. This is not just a home where you live, it's a home where you live well. Residents can enjoy facilities such as a concierge, gym, co-working space, and podium gardens.





Computer generated image is indicative only and subject to change.



GYM

A residents' private gym featuring large windows that allow natural light to flood the space, creating a serene atmosphere enhanced by natural materials that seamlessly connect the indoors with the outdoors. This harmonious and inviting environment provides an ideal setting for maintaining your health and embracing a healthy lifestyle.

RESIDENTS' LOUNGE & CO-WORKING SPACE

A sophisticated extension of the home, this space allows flexible and multifunctional use that allows you to be social, collaborate and work. A hub for creativity and every day modern living.



Computer generated image is indicative only and subject to change.



PODIUM GARDENS

The magnificent terrace between The Art Mill and The Art House elevates an immaculately landscaped garden to breath-taking heights. While the panoramic vistas steal the show, the lush greenery provides ample space to unwind with long-time friends or connect with new neighbours. A herb garden is available for residents to use, adding to the charm of the space.



Computer generated image is indicative only and subject to change.



BOUTIQUE LIVING

Bathed in light from floor-to-ceiling windows, each home is meticulously designed to maximise space, light and views



INDUSTRIAL CHIC

The interiors at Bermondsey Place boast modernist urban design, combining the innovative creativity of East London with luxury living.



CHALK

Chalk is the epitome of understated luxury, offering a serene and refined aesthetic for those who value simplicity. This lighter specification radiates calmness and sophistication, blending soft hues and natural textures to create a tranquil environment. Chalk transforms any space into a peaceful retreat, where elegance and comfort coexist effortlessly.



Computer generated image is indicative only and subject to change.



Computer generated image is indicative only and subject to change. Pendant light not included in specification.



CLAY

This darker specification introduces depth and drama, offering a sophisticated, yet inviting atmosphere. With its artful blend of textures and dynamic contrasts, Clay brings a unique flair to any interior, making it the perfect choice for those who appreciate daring design with a sense of warmth and refinement. Each element is crafted to elevate the space, creating a striking and memorable environment



DETAILS MAKE THE DIFFERENCE

KITCHENS

Bespoke designer kitchens in a choice of finish combinations (colour combinations cannot be combined).

Custom-designed cupboards including concealed refuse and recycling storage.

All Worktops and full height splashback in quartz stone.

One and a half bowl, where applicable, stainless steel sink featuring single lever mixer tap in brushed black or brushed brass depending on colour palette selected.

Bosch integrated oven.

Bosch touch-control induction hob.

Integrated cooker hood.

Bosch fully-integrated multifunction dishwasher.

Bosch integrated refrigerator/freezer.

Integrated wine cooler to 1, 2 and 3 bed apartments.

LED lighting underneath wall-mounted cupboards and feature open shelving unit.

UTILITY CUPBOARD

Exhaust Air Heat Pump to provide Hot Water, Heating and Whole House Ventilation.

BATHROOMS

WC with soft close lid and dual-flush plate.

Counter top wash basin with wall mounted mixer in brushed black or brushed brass depending on colour palette selected.

Heated towel rail in black or brass depending on colour palette selected.

White bathtub.

Wall-mounted shower head with additional hand held shower in brushed black or brushed brass depending on colour palette selected.

Glass bath screen.

Wall-mounted tissue holder and robe hook in brushed black or brushed brass depending on colour palette selected.

Bespoke mirror with feature lighting (please see layouts for individual bathroom design).

Porcelain tiled walls and floors in a choice of colour palettes (colour palettes cannot be combined).

EN SUITES WITH SHOWER

WC with soft-close lid and dual-flush plate.

Counter top wash basin with mixer in brushed black or brushed brass depending on colour palette selected.

Wall-mounted tissue holder and robe hook in brushed black or brushed brass depending on colour palette selected.

Wall-mounted shower head with additional hand held shower in brushed black or brushed brass depending on colour palette selected.

Glass shower enclosure or screen, layout dependent, with shower tray.

Porcelain tiled walls and floors in a choice of colour palettes (colour palettes cannot be combined).

Heated towel rail in black or brass depending on colour palette selected.

INTERIOR FINISHES

Solid wood front entrance door.

Internal doors in white painted finish.

Engineered flooring throughout living areas and hallways.

Skirting and architraves in white painted finish.

Carpet to all bedrooms.

Black or brass internal door ironmongery.

Bespoke wardrobes to bedroom 1.

LED strip lighting to bedroom wardrobe.

Inward-opening windows (Refer to individual floor plans).

EXTERNAL FINISHES

Hinged door(s) to balcony with metal balustrade (Refer to individual floor plans).

ELECTRICAL FITTINGS

High level sockets in kitchen in black or brass with USB ports depending on colour palette selected.

White sockets and switches to all other areas.

Energy efficient LED recessed downlighting throughout.

TV Points located in living room and main bedroom.

TELECOMMUNICATIONS

Wiring for satellite/cable and terrestrial Freeview television.

TV outlet to living area and all bedrooms.

Super-fast fibre optic infrastructure to all apartments.

COMMON AREAS

Porcelain tiled floor to entrance lobby.

Carpeting to residential corridors.

SECURITY AND PEACE OF MIND

12-hour concierge service.

Multi-point locking front door.

CCTV to ground floor entrances.

Access to apartments via video door entry system and electronic access to Ground Floor commons areas via a key fob.

Mains supply heat/smoke detector with battery back-up to apartments.

10 year build warranty cover.

CAR PARKING

Car parking spaces available by separate negotiation.

Electric car charging points are available.

Bicycle storage available.



Computer generated image is indicative only and subject to change.