



**2 Stone Cottages,  
Chevington, Suffolk.**

**DAVID  
BURR**







# 2 STONE COTTAGES, CHEVINGTON, BURY ST. EDMUNDS, SUFFOLK. IP29 5RH

Chevington is a thriving village with a public house and village hall, conveniently located about 6 miles to the south west of the thriving market town of Bury St Edmunds, with an abundance of restaurants, supermarkets and shops and is within easy reach of the market towns of Newmarket, Sudbury and Haverhill. The A14 dual carriageway lies about 5 miles to the north providing fast road access to Ipswich, Cambridge, the Midlands and London (via the M11).

This charming Grade II Listed semi-detached brick and flint cottage occupies a wonderful setting ideally placed for countryside walks. The well-presented accommodation is complemented by fabulous far-reaching field views, established gardens, useful outbuildings and equestrian facilities. **In all about 1 acre.**

## A charming Grade II Listed semi-detached brick and flint cottage with stunning far reaching views and equestrian facilities.

**ENTRANCE HALL:** 12'5" x 6'4". A spacious inviting area with Suffolk latch doors opening to:-

**SITTING ROOM:** 14' x 12'1". A charming room with views over the garden and the paddock beyond. Fireplace with exposed brickwork and inset log burning stove on a brick hearth with wood mantel over.

**KITCHEN/DINING ROOM:** 13'1" x 11'8". Enjoying wonderful far-reaching views taking in farmland with grounds of Ickworth Park beyond. A tiled floor runs throughout and there are a range of matching units and worktops with integrated single drainer sink unit, vegetable drainer and mixer tap over. Integrated electric double oven and 4-ring gas hob. Plumbing for washing machine.

**Inner Hall:** Large storage cupboard and staircase off.

### First Floor

**LANDING:** Access to loft storage space, linen cupboard and doors to:-

**BEDROOM 1:** 13'3" x 12'1". Enjoying lovely views taking in the garden, paddock and fields beyond. Built-in double wardrobe.

**BEDROOM 2:** 11'8" x 9'5". Enjoying far reaching field views.

**BEDROOM 3:** 12'7" x 6'3". View over the garden and paddock beyond.

**SHOWER ROOM:** Attractively tiled and finished with a large shower cubicle, heated towel rail, WC and wash hand basin.

### Outside

A large sweeping gravel driveway provides extensive **OFF-ROAD PARKING** for a number of vehicles with space for a **DOUBLE CART LODGE** (subject to the necessary planning consents). This area is well served by a range of brick and flint **OUTBUILDINGS** under a slate tiled roof.

The grounds are one of the property's most attractive features, the formal gardens incorporate large terraces with entertaining/dining Alfresco in mind, bordered by established trees, colourful well stocked beds and a Beech hedge which is kept at a sensible height to take advantage of the far-reaching views. Beyond the formal garden is a post and rail **PADDOCK** and **STABLE BLOCK 43ft x 12ft** incorporating **2 LOOSE BOXES, TACK ROOM** with an open **STORE**. Light and power connected, water and covered area.

# 2 STONE COTTAGES, CHEVINGTON, BURY ST. EDMUNDS, SUFFOLK. IP29 5RH

**STUDIO/OFFICE:** 15'1" x 9'. A purpose-built single storey building with an emphasis on natural light and overlooking the paddock and garden. Currently utilised as an office/gym but there is clear potential to utilise this area for a range of different uses.

**In all about 1 acre.**

**SERVICES:** Main water and electricity are connected. Private shared drainage system. LPG heating to radiators. **NOTE:** None of these services have been tested by the agent.

**LOCAL AUTHORITY:** West Suffolk Council: 01284 763233. Council Tax Band: C - £1,843.25 – 2024/25.

**BROADBAND SPEED:** Up to 1800 Mbps (source Ofcom).

**MOBILE COVERAGE:** EE, Three, 02 and Vodafone – outdoors, likely (source Ofcom).

**NOTE:** David Burr make no guarantees or representations as to the existence or quality of any services supplied by third parties. Speeds and services may vary and any information pertaining to such is indicative only and may be subject to change. Purchasers should satisfy themselves on any matters relating to internet or phone services by visiting <https://checker.ofcom.org.uk/>.

**WHAT3WORDS:** ///girden.notice.cork.

**VIEWING:** Strictly by prior appointment only through DAVID BURR  
Bury St Edmunds 01284 725525.

**NOTICE:** Whilst every effort has been made to ensure the accuracy of these sales details, they are for guidance purposes only and prospective purchasers or lessees are advised to seek their own professional advice as well as to satisfy themselves by inspection or otherwise as to their correctness. No representation or warranty whatever is made in relation to this property by David Burr or its employees nor do such sales details form part of any offer or contract.



Bury St Edmunds 01284 725525   Leavenheath 01206 263007   Clare 01787 277811   Castle Hedingham 01787 463404   Woolpit 01359 245245

Newmarket 01638 669035   Long Melford 01787 883144   London 020 78390888   Linton & Villages 01440 784346

# 2 STONE COTTAGES, CHEVINGTON, BURY ST. EDMUNDS, SUFFOLK. IP29 5RH

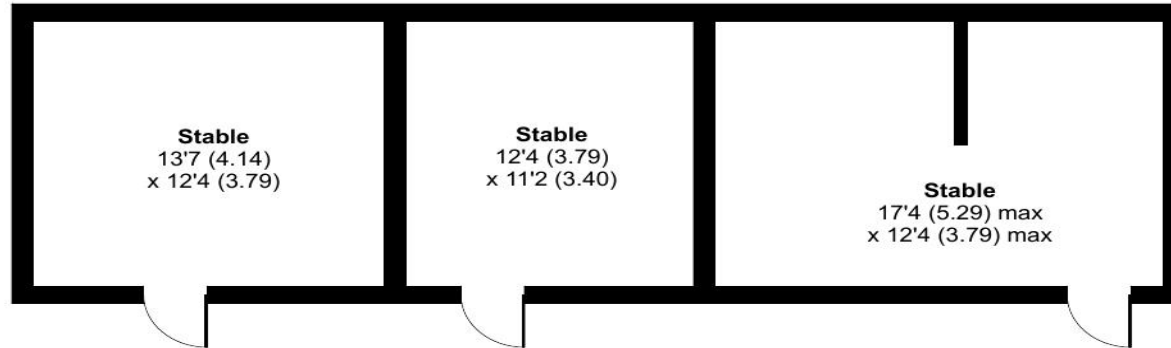
## Brookes Corner, Bury St. Edmunds, IP29

Approximate Area = 1034 sq ft / 96.1 sq m

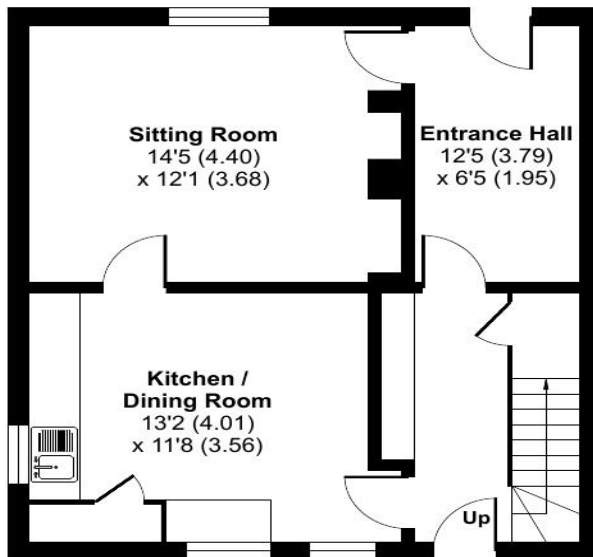
Outbuildings = 883 sq ft / 82 sq m

Total = 1917 sq ft / 178.1 sq m

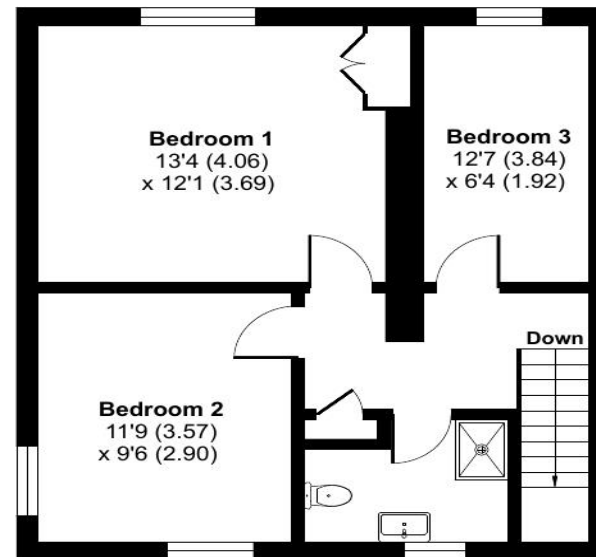
For identification only - Not to scale



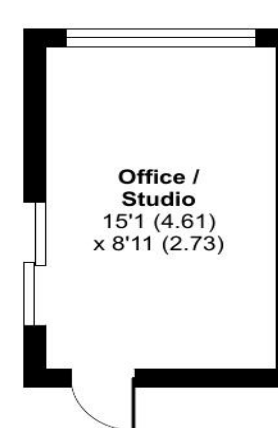
OUTBUILDING 2 / 3 / 4



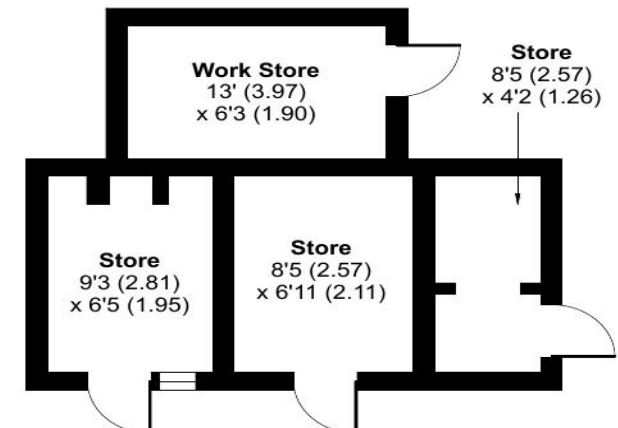
GROUND FLOOR



FIRST FLOOR



OUTBUILDING 1



OUTBUILDING 5 / 6 / 7 / 8

Floor plan produced in accordance with RICS Property Measurement 2nd Edition, Incorporating International Property Measurement Standards (IPMS2 Residential). © ntechcom 2025. Produced for David Burr Ltd. REF: 1269004

Bury St Edmunds 01284 725525 Leavenheath 01206 263007 Clare 01787 277811 Castle Hedingham 01787 463404 Woolpit 01359 245245

Newmarket 01638 669035 Long Melford 01787 883144 London 020 78390888 Linton & Villages 01440 784346



